

Scaled data based on original data using  
LM-79-08 Approved Method: Electrical and Photometric Measurements of Solid-  
State Lighting Products

Test Report Prepared for  
Cooper Lighting Solutions  
(formerly Eaton)

Brand: LUMARK

Report Number: P295401

Luminaire Tested: **TCRL20M(7040-7050)-VISOR**

Issue Date: 3/3/2020

**Test Information**

Test Method: LM-79-08  
Report Number: P295401  
TEST IS SCALED FROM IESNA LM-79-08 TEST DATA (G3-1902-140-14)  
Test Lab: INNOVATION CENTER(G3)  
Issue Date: 3/3/2020  
Manufacturer: COOPER LIGHTING SOLUTIONS (FORMERLY EATON)  
Product Line: LUMARK  
Catalog Number: TCRL20M(7040-7050)-VISOR  
Description: TRACER LARGE, VISOR NEMA 4x4  
Light Source: (16) 4000K&5000K CCT, 70 CRI LEDS  
Ballast/Driver: ELECTRONIC DRIVER

**Summary**

Lumens per Lamp: N/A  
Luminaire Lumens: 2136.1 lumens  
Efficiency: N/A  
Efficacy: 121.4 lumens/watt  
Luminous Opening: Circular (Dia: 0.25' x H: 0')  
IES Classification: Type I - Short - Full Cutoff  
BUG Rating: B3 - U0 - G0

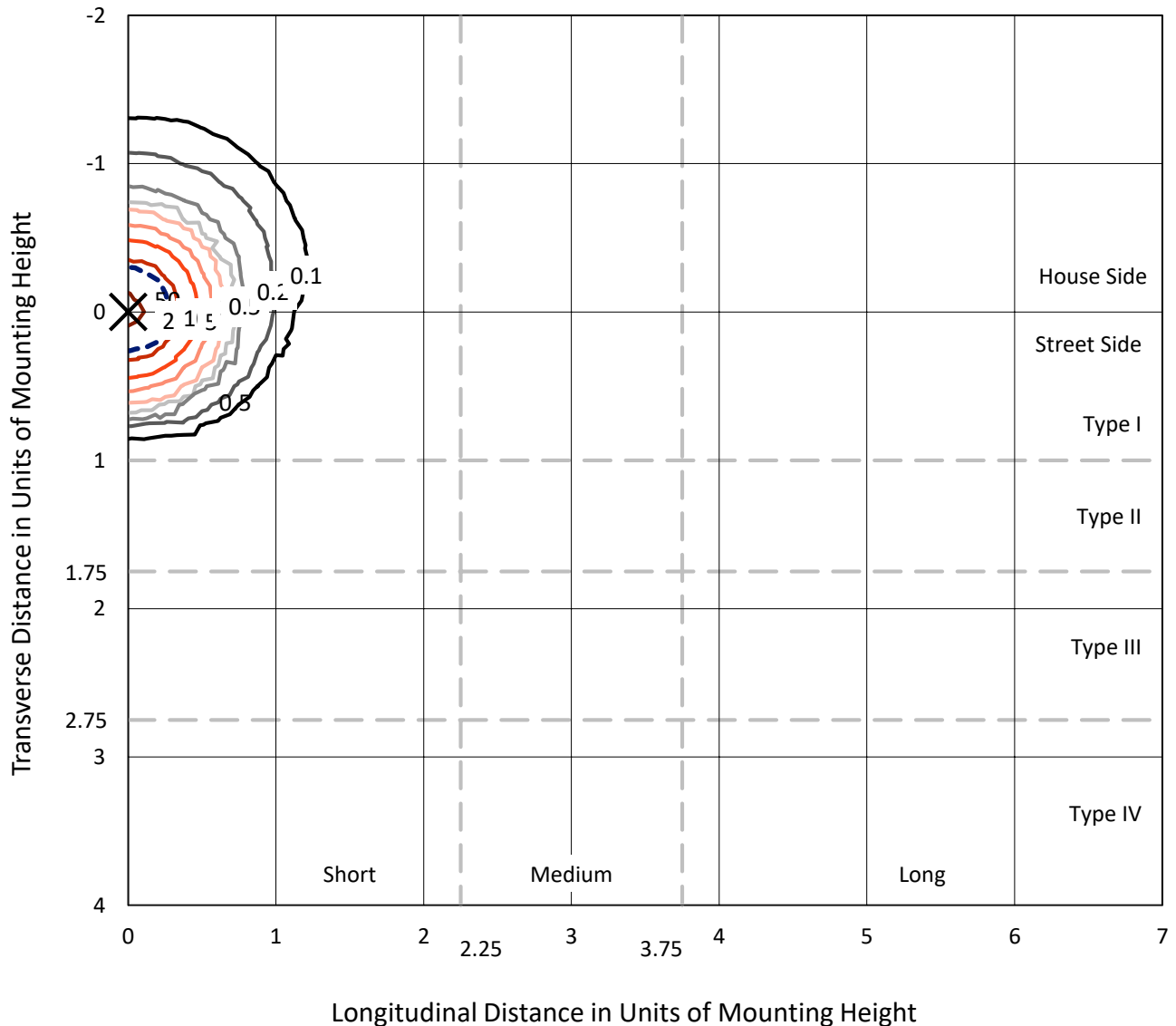
Input Watts (W): 17.6  
Input Voltage (V): 120  
Input Current (Ain): NR  
Voltage Rise (V): NR  
Power Factor: NR  
Total Harmonic Distortion (THDi): NR  
Frequency (hertz): 60  
Stabilization Time: NR  
Operation Time: NR  
Ambient Temperature (°C): NR  
Test Distance: 25 FT



REPORT NUMBER: P295401  
 CATALOG NUMBER: TCRL20M(7040-7050)-VISOR

### Iso-Footcandle Lines of Horizontal Illumination

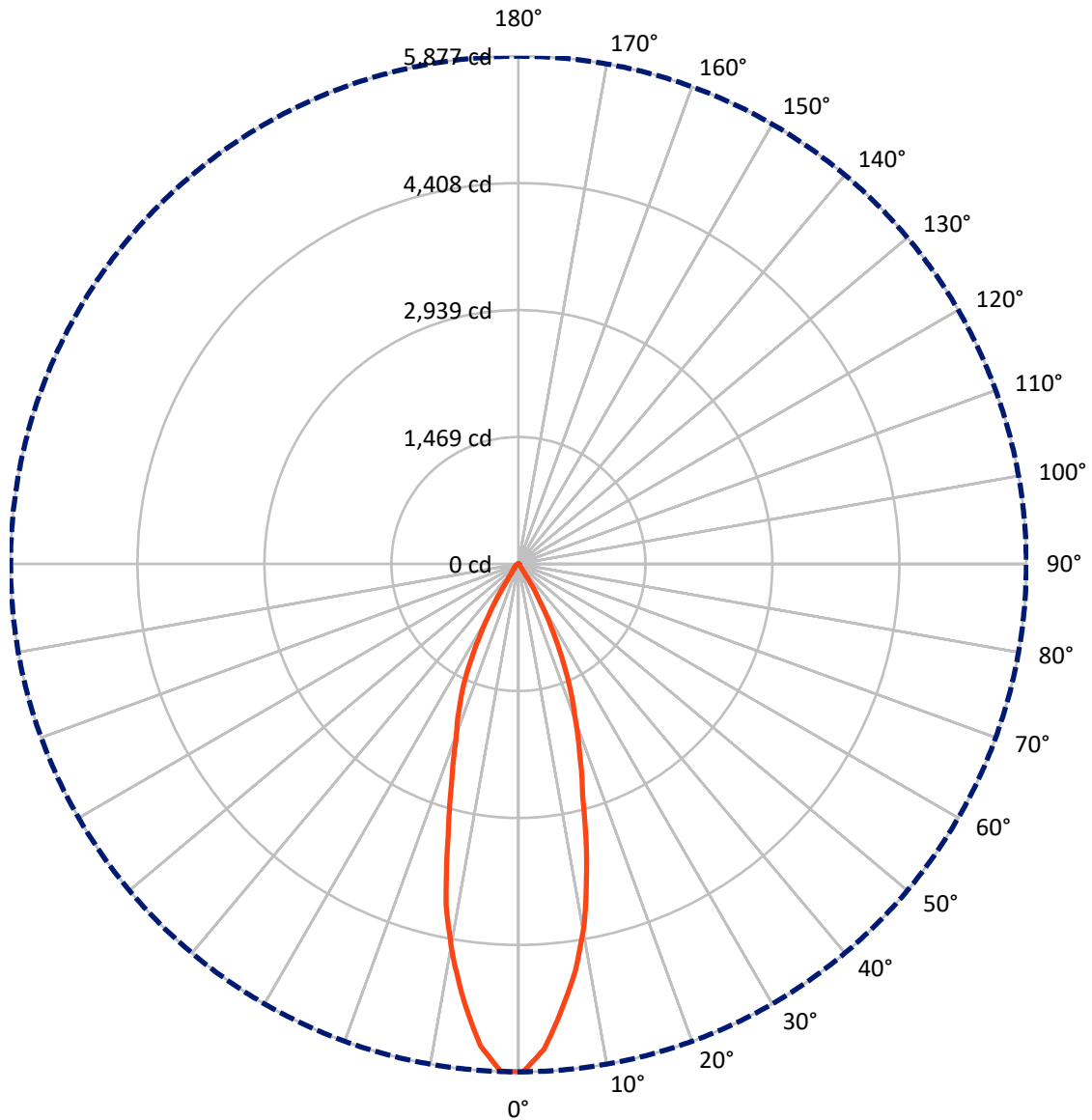
✕ Max cd  
 - - - 1/2 Max cd



Based on 10 foot mounting height. Maximum calculated value = 58.8 fc  
 Type I - Short - Full Cutoff

REPORT NUMBER: P295401  
CATALOG NUMBER: TCRL20M(7040-7050)-VISOR

### Luminous Intensity Polar Plot



— Vertical Plane Through 0-Deg Lateral      - - - Horizontal Cone Through 0-Deg Vertical

REPORT NUMBER: P295401

CATALOG NUMBER: TCRL20M(7040-7050)-VISOR

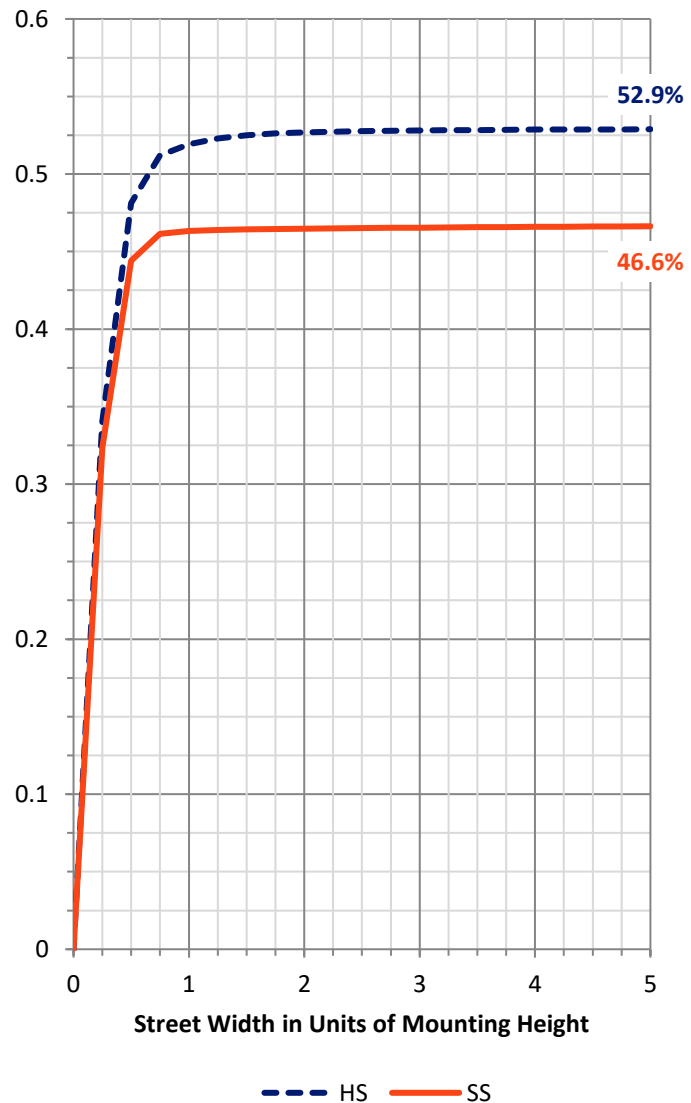
**FLUX DISTRIBUTION:**

		Downward	Upward	Total
<b>House Side</b>	Lumens	1146.1	0.0	1146.1
	% Fixture	53.7	0.0	53.7
<b>Street Side</b>	Lumens	990.0	0.0	990.0
	% Fixture	46.3	0.0	46.3
<b>Total</b>	Lumens	2136.1	0.0	2136.1
	% Fixture	100.0	0.0	100.0

**Coefficient of Utilization**

**ZONAL LUMENS:**

Zone	Lumens	% Fixture
0°-10°	482.2	22.6
10°-20°	842.9	39.5
20°-30°	590.3	27.6
30°-40°	143.6	6.7
40°-50°	36.6	1.7
50°-60°	20.7	1.0
60°-70°	8.8	0.4
70°-80°	7.5	0.4
80°-90°	3.6	0.2
90°-100°	0.0	0.0
100°-110°	0.0	0.0
110°-120°	0.0	0.0
120°-130°	0.0	0.0
130°-140°	0.0	0.0
140°-150°	0.0	0.0
150°-160°	0.0	0.0
160°-170°	0.0	0.0
170°-180°	0.0	0.0
0°-90°	2136.1	100.0
0°-180°	2136.1	100.0



REPORT NUMBER: P295401

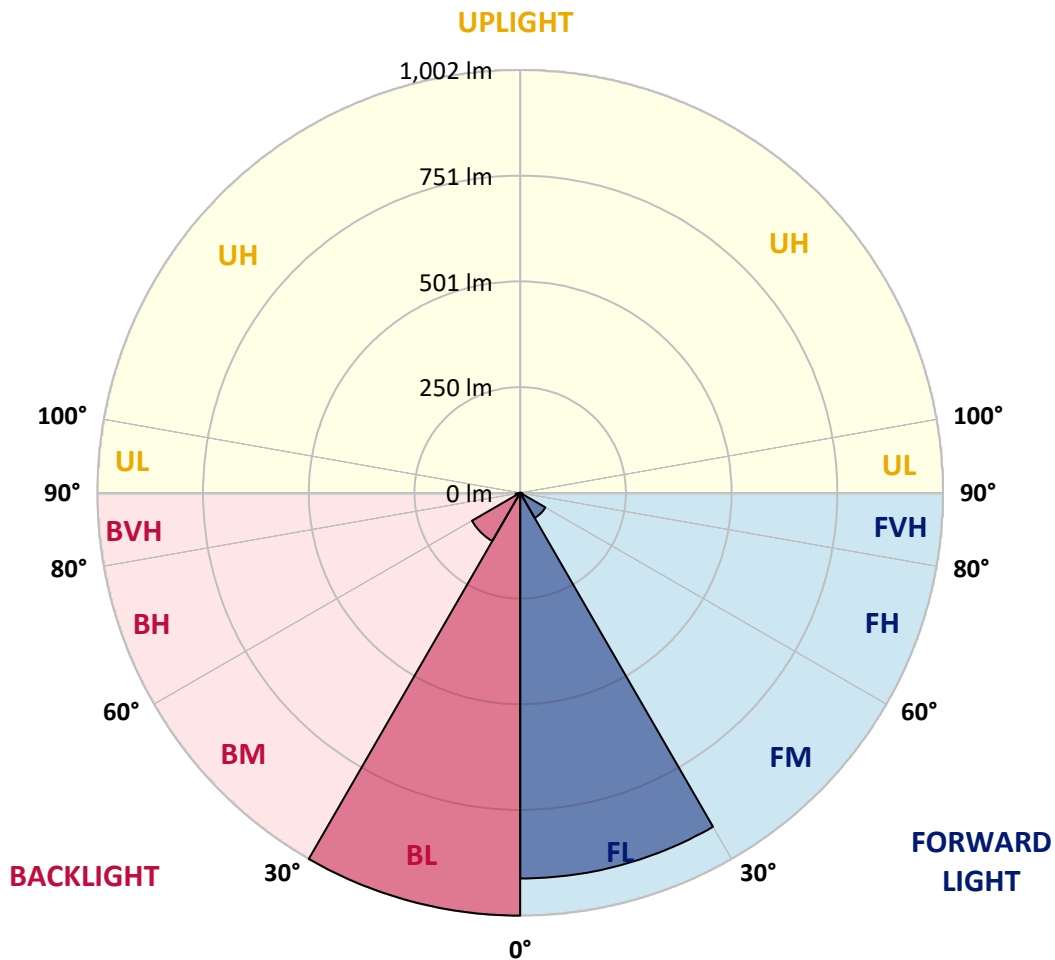
CATALOG NUMBER: TCRL20M(7040-7050)-VISOR

**LUMINAIRE CLASSIFICATION SYSTEM LUMEN TABLE AND BUG RATING:**

Zone		Lumens	% Fixture	Zone Rating/Lumen Limit		
				B	U	G
FL	(0°-30°)	913.7	42.8			
FM	(30°-60°)	68.8	3.2			
FH	(60°-80°)	5.5	0.3			G0/660
FVH	(80°-90°)	2.0	0.1			G0/10
BL	(0°-30°)	1001.8	46.9	B3/2500		
BM	(30°-60°)	132.0	6.2	B0/220		
BH	(60°-80°)	10.8	0.5	B0/110		G0/110
BVH	(80°-90°)	1.6	0.1			G0/10
UL	(90°-100°)	0.0	0.0		U0/0	
UH	(100°-180°)	0.0	0.0		U0/0	

**BUG Rating: B3-U0-G0**

Type I Short





REPORT NUMBER: P295401  
 CATALOG NUMBER: TCRL20M(7040-7050)-VISOR

**CANDELA DISTRIBUTION (FULL):**

	0°	22.5°	45°	67.5°	90°	112.5°	135°	157.5°	180°
0°	5877.3	5877.3	5877.3	5877.3	5877.3	5877.3	5877.3	5877.3	5877.3
2.5°	5624.8	5685.8	5683.8	5684.4	5751.4	5717.2	5869.9	5820.3	5873.2
5°	5190.3	5322.9	5385.8	5322.9	5415.9	5433.3	5472.2	5537.8	5590.7
7.5°	4747.1	4829.4	4810.0	4853.5	4899.7	4945.9	5029.6	5041.0	5116.7
10°	4202.1	4255.0	4306.5	4216.8	4315.9	4373.5	4485.9	4498.7	4597.8
12.5°	3505.7	3581.4	3573.4	3602.1	3706.6	3721.3	3823.8	3911.5	4022.6
15°	2784.0	2887.1	2938.0	2938.6	3013.6	3082.6	3165.6	3196.4	3245.9
17.5°	2291.8	2325.3	2341.4	2389.6	2445.8	2504.8	2575.7	2595.2	2643.4
20°	1857.3	1876.7	1961.1	1969.1	2030.1	2056.2	2115.1	2152.6	2163.3
22.5°	1491.7	1512.5	1574.8	1645.1	1677.2	1728.8	1778.3	1791.0	1845.9
25°	1105.4	1122.8	1204.5	1282.8	1364.5	1410.1	1488.4	1519.2	1515.2
27.5°	749.2	726.5	786.0	906.6	991.6	1035.8	1069.9	1090.7	1126.2
30°	441.2	431.2	488.8	556.4	654.8	686.3	712.4	749.2	760.6
32.5°	216.3	231.0	253.1	318.7	372.3	407.1	431.9	468.7	480.7
35°	78.3	86.4	109.1	139.3	165.4	204.9	216.9	232.3	234.3
37.5°	32.1	40.2	65.6	80.3	97.8	112.5	126.5	129.9	137.9
40°	30.1	38.8	48.2	70.3	86.4	109.1	112.5	112.5	110.5
42.5°	4.7	16.1	27.5	44.9	62.3	67.0	83.0	81.7	83.0
45°	9.4	10.0	22.8	33.5	51.6	62.9	71.0	71.0	71.0
47.5°	6.7	4.7	12.7	16.1	32.1	52.9	62.9	57.6	59.6
50°	11.4	8.0	20.8	26.1	36.8	54.9	54.9	54.2	50.9
52.5°	0.0	9.4	8.0	17.4	26.1	40.2	46.9	52.9	43.5
55°	9.4	1.3	8.0	6.0	22.1	28.8	41.5	33.5	38.8
57.5°	2.0	0.0	2.0	8.0	16.1	30.1	30.8	32.1	36.8
60°	2.0	6.0	2.0	10.0	16.1	28.8	33.5	32.1	32.1
62.5°	2.0	1.3	4.7	6.0	9.4	17.4	24.1	22.1	25.4
65°	0.0	0.0	1.3	0.0	2.0	6.7	14.1	10.0	18.1
67.5°	6.7	1.3	6.7	3.3	2.0	8.0	11.4	10.0	9.4
70°	0.0	6.7	0.0	6.7	2.0	3.3	9.4	6.0	11.4
72.5°	6.7	9.4	12.7	14.1	6.7	11.4	14.1	11.4	11.4
75°	4.7	8.0	8.0	12.7	9.4	6.7	10.0	8.0	11.4
77.5°	0.0	2.0	1.3	2.0	3.3	0.0	0.0	1.3	0.0
80°	9.4	9.4	14.1	11.4	8.0	8.0	9.4	8.0	9.4
82.5°	4.7	9.4	4.7	6.0	3.3	1.3	4.7	3.3	9.4
85°	0.0	0.0	1.3	0.0	0.0	0.0	0.0	2.0	4.7
87.5°	0.0	2.0	3.3	3.3	4.7	1.3	1.3	3.3	2.0
90°	0.0	0.0	0.0	0.0	0.0	0.0	0.0	0.0	0.0

(END OF REPORT)